



ValueLinks Introductory Training Seminar

Accra, October 1-5, 2018



		Day 1 (Monday, October 1, 2018)	Comments
Morning		Market development & poverty: Introducing ValueLinks	
	8:30	Welcome	Introduction into the workshop program and presentation of participants (60')
	-	Presentation	“Value chains and development” - ValueLinks module 1 (60')
	12:30		Coffee Break (30')
		Presentation	“The toolbox of value chain analysis” - ValueLinks module 2, part 1 (90')
Lunch			
After-noon		Mapping and analysing value chains	
	14:00	Group Work	Value chain mapping exercise (120')
	-		Coffee Break (30')
17:30	Presentation	“The toolbox of value chain analysis” - ValueLinks module 2, part 2 (60')	

After the opening of the seminar, the first presentation introduces value chain promotion as a development approach and provides an overview on the ValueLinks methodology.



The first part of Module 2 introduces the methodology of VC mapping. It presents typical VC maps and discusses best practice in presenting VC maps.


In the afternoon, working groups on different value chains are formed in line with the interest of participants. Participants prepare VC maps for their chosen value chains.

The second part of Module 2 explains the concept of value addition.

Day 2 (Tuesday, October 2, 2018)		Comments	
Morning	 Determining an upgrading strategy		<p>The third part of Module 2 presents tools to assess environmental aspects of VC promotion and the poverty reduction potential of VC's.</p> <p>Module 3 focuses on strategy development for the upgrading of value chains. Tools and generic strategies are discussed and a case of a value chain upgrading strategy is presented.</p>
	8:30	Presentation "The toolbox of value chain analysis" - ValueLinks module 2, part 3 (90')	
	-	Coffee Break (30')	
	12:30	Presentation "Strategies for chain upgrading" - ValueLinks module 3 (90')	
		Case The Cocoa value chain in Ecuador as an example of an upgrading strategy (30')	
Lunch			
After-noon	 Facilitating value chain development		<p>In the group work, participants work in the same groups as the day before elaborating a vision and upgrading strategy for their chosen value chains.</p> <p>Module 4 deals with principles, roles and activities of facilitating value chain upgrading.</p> <p>The last part of the afternoon is devoted to the preparation of the field trip on the following day.</p>
	14:00	Group Work Vision, strategy and fields of chain upgrading (90')	
	-	Coffee Break (30')	
	17:30	Presentation "Facilitating upgrading projects" - ValueLinks module 4 (60')	
		Presentation Introduction into the topic of the excursion (30')	

Day 3 (Wednesday, October 3, 2018)		Comments
<p>Morning</p> <p>8:30 - 12:30</p>	<p>☐ Field Trip Value chain analysis</p> <p>Visits to selected regional stakeholders in a selected value chain, such as producers, producer associations, traders and relevant institutions.</p>	<p>The field trip allows participants to experience a real industry and to do some concrete VC assessment work.</p> <p>The aim of the field trip is to apply theory and get a better understanding of the important roles of different value chain actors.</p>
<p>Lunch</p>		
<p>After-noon</p> <p>14:00 - 17:30</p>	<p>☐ Role-playing Game Value chain stakeholder meeting</p> <p>Role-playing Game Part I – Introduction and meetings of groups of value chain actors (30')</p> <p> Part II – Facilitated stakeholder workshop (30')</p> <p> Discussion on the role game (30')</p> <p> Coffee Break (30')</p> <p>Exhibition / Discussion Peer review of group work results of the first two days (90')</p>	<p>Seminar facilitators introduce a role-playing game on the different points of view of VC stakeholders and the organisation of VC stakeholder meetings, based on the example of the visited value chain.</p> <p>After the role-playing game, there is time for discussion and the joint evaluation of the experience.</p> <p>The group work results of the first two days are presented in an “exhibition” of VC maps and upgrading plans.</p>

Day 4 (Thursday, October 4, 2018)		Comments	
 Implementing value chain upgrading			
<i>Morning</i>	Presentation	“An overview of upgrading solutions” (VL Modules 5-10) (30’)	<p>The day is dedicated to implementation issues in value chain promotion.</p> <p>The presentation provides an overview on operational choices and is followed by subsequent plenary discussion of modules 5 and 6 based on selected Powerpoint slides.</p> <p>The group work will develop possibilities to promote innovative business models and/or better business linkage arrangements in the selected VC's.</p>
	Presentation	“Promotion of innovative business models” - VL module 5 (60’)	
	8:30	Coffee Break (30’)	
	-		
	12:30	Discussion “Promotion of improved business linkages” - VL module 6 (60’)	
	Group work	Planning VC upgrading activities on business models and/or business linkages (60’)	
Lunch			
 Implementing value chain upgrading – selected issues			
<i>After-noon</i>	Presentation	“Promotion of improved services” - VL modules 7 & 8 (60’)	<p>The topics taken up in the afternoon cover the principles and practice of service arrangements in value chains, both for financial and non-financial services – as well as the institutional arrangements for regulating business activities, such as standard setting and the formulation of public policies.</p> <p>Participants continue with their group work and finalize selected upgrading solutions in their VC's.</p>
	14:00	Coffee Break (30’)	
	-		
	17:30	Discussion “Promotion of improved quality and standards” - VL module 9 (60’)	
		Group work	

Day 5 (Friday, October 5, 2018)		Comments
Morning 8:30 - 12:00	 Monitoring value chain projects	<p>An introduction into module 10 on business environment is followed by VL Module 11, which presents methods for constructing impact models and conducting monitoring.</p> <p>The working group results of the whole week are presented and discussed as practical examples of VC program design.</p>
	Presentation “Promotion of improved VC policy” - VL module 10 (30’)	
	Presentation “Monitoring value chain projects” - ValueLinks module 11 (60’)	
	Coffee Break (30’)	
	Discussion Presentation and discussion of group work results (90’)	
12:00 - 13:00	Closing session Plenary Review of expectations and conclusions Evaluation of the workshop Delivery of certificates and farewell	<p>The Closing Session reviews participants’ expectations and will summarise the workshop conclusions.</p> <p>Participants receive a participation certificate.</p>
13:00	Lunch	
14:00	End of the seminar	